

SWWPHC Stimulus Package E Show

Novice (English Equitation)

Show Date: 06-06-2020

CAMERA

Be ready before A.

1. Walk to A.
2. Posting trot on the right diagonal from A to B.
3. Canter on the right lead from B to C.
4. At C stop and perform a 180 degree turn on the forehand to the left.
5. Posting trot on the left diagonal to D.
6. At D, stop and back approximately one horse length.

Follow the instructions of your ring steward.

Walk	-----
Trot	- - - - -
Extended Trot	— — — — —
Canter	— — — — —
Leg Yield	
Lead Change	— — — — —
Back	← ← ← ← ←
Marker	(B)
Sidepass	← — — — — →
Hand Gallop	— — — — —

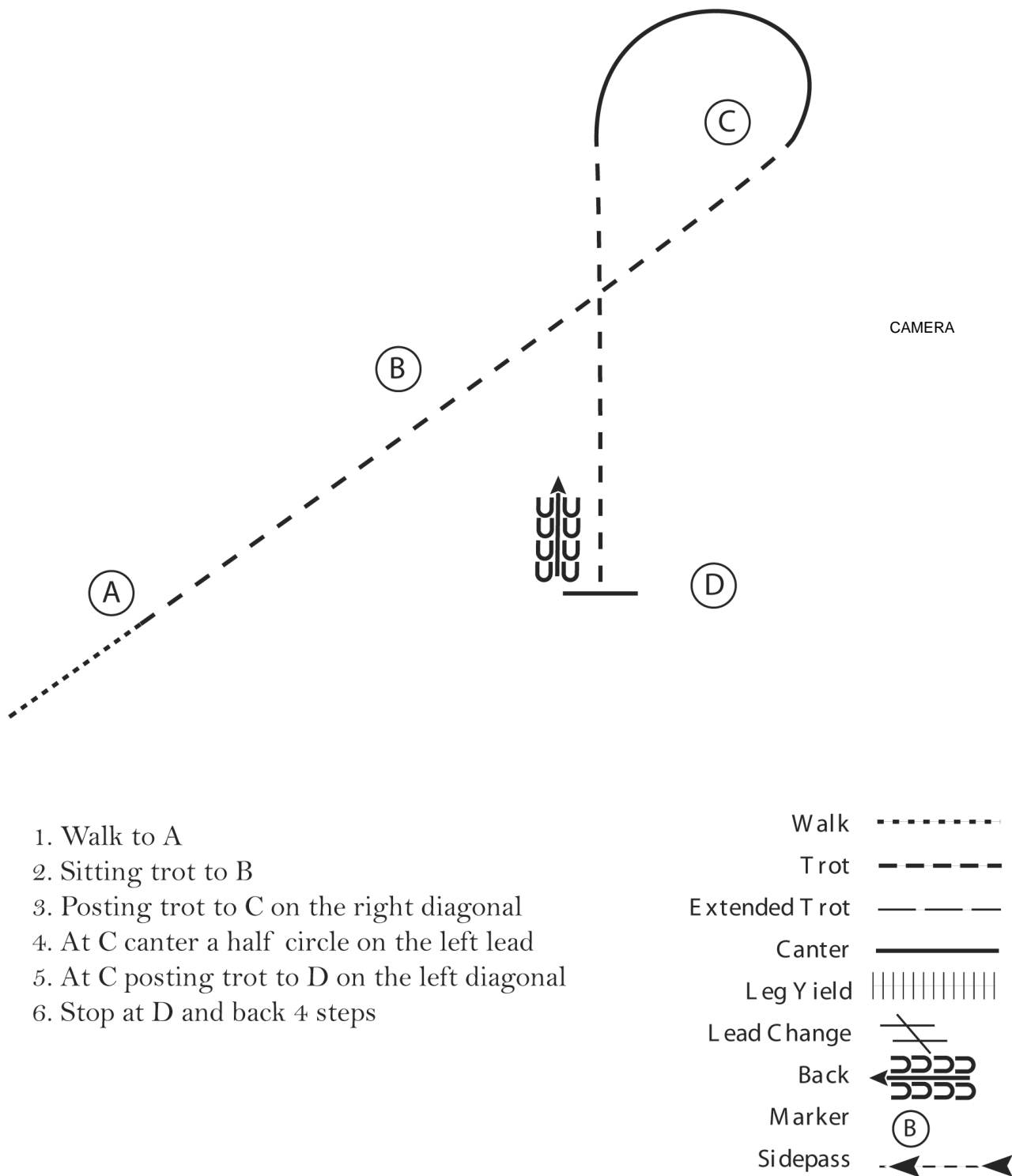
[HSE/1-31]

Pattern Provided by:

SWWPHC Stimulus Package E Show

Youth & Amateur (English Equitation)

Show Date: 06-06-2020



Pattern Provided by:

[HSE/2-2]

SWWPHC Stimulus Package E Show

Open (English Equitation)

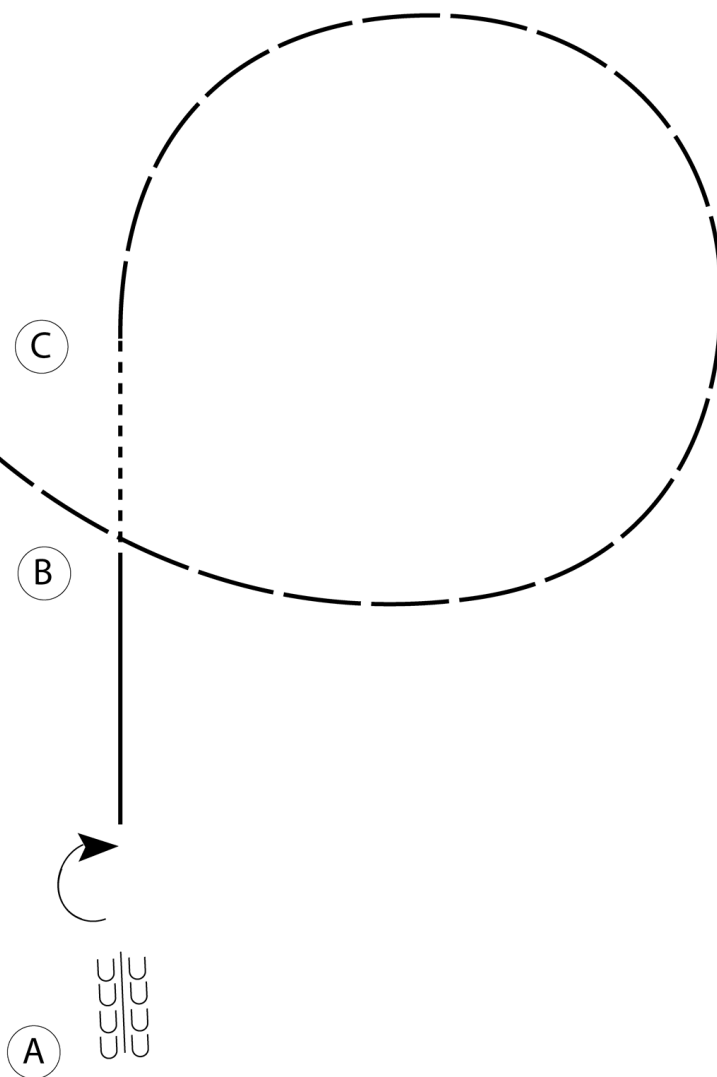
Show Date: 06-06-2020

CAMERA

Be ready at A.

1. Back 5 steps.
2. Perform a 180 degree turn to the right on the hindquarters.
3. Canter on the left lead to B.
4. Walk from B to C.
5. At C hand gallop on the right lead to between B and C as shown.
6. Sitting trot from C to D.
7. Stop at D and perform a 360 degree turn to the left on the forehand.

Follow the instructions of your ring steward.



Walk	-----
Trot	- - - - -
Extended Trot	— — — — —
Canter	— — — — —
Leg Yield	
Lead Change	— — — — —
Back	← ← ← ← ←
Marker	(B)
Sidepass	← — — — — →
Hand Gallop	— — — — —

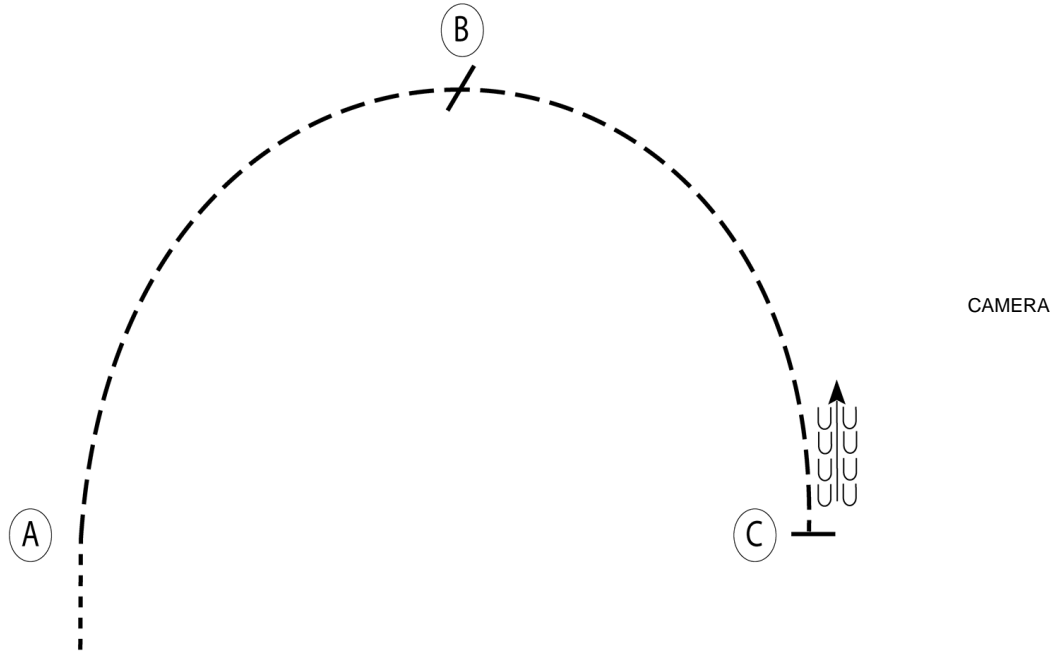
[HSE/3-12]

Pattern Provided by:

SWWPHC Stimulus Package E Show

Walk / Trot Classes (English Equitation)

Show Date: 06-06-2020



Be ready before A.

1. Walk to A.
2. Trot on the left diagonal from A towards B.
3. At B, change diagonals and continue to C.
4. Stop at C and back approximately one horse length.

Follow the instructions of your ring steward.

Walk	-----
Trot	- - - - -
Extended Trot	— — — — —
Canter	— — — — —
Leg Yield	
Lead Change	— — — — —
Back	← ← ← ← ←
Marker	Ⓚ
Sidepass	← — — — — →
Hand Gallop	— — — — —

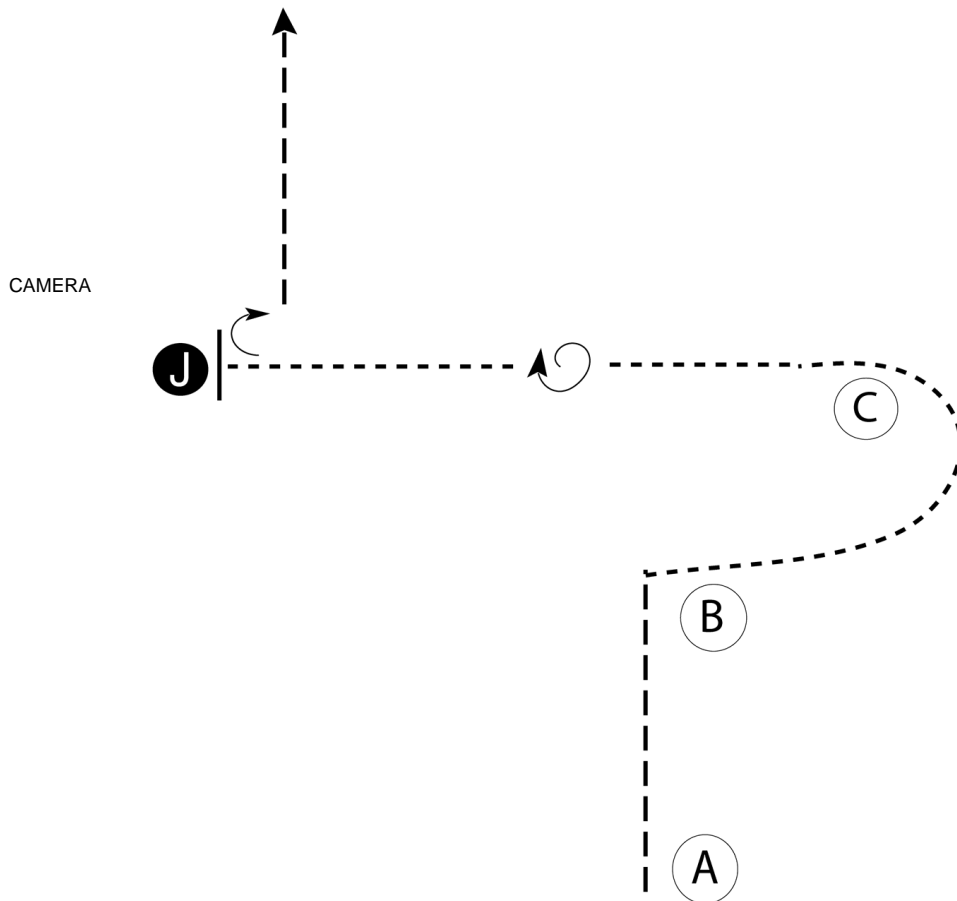
[HSE/WT-36]

Pattern Provided by:

SWWPHC Stimulus Package E Show

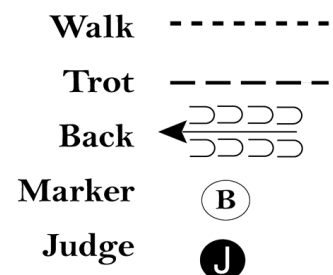
Novice (Showmanship)

Show Date: 06-06-2020



Be ready at A.

1. Trot to B.
2. Walk from B and around C as shown.
3. Halfway between C and the judge, stop and do a 360 degree turn.
4. Walk to judge and set up for inspection.
5. When dismissed, do a 90 degree turn and trot away.



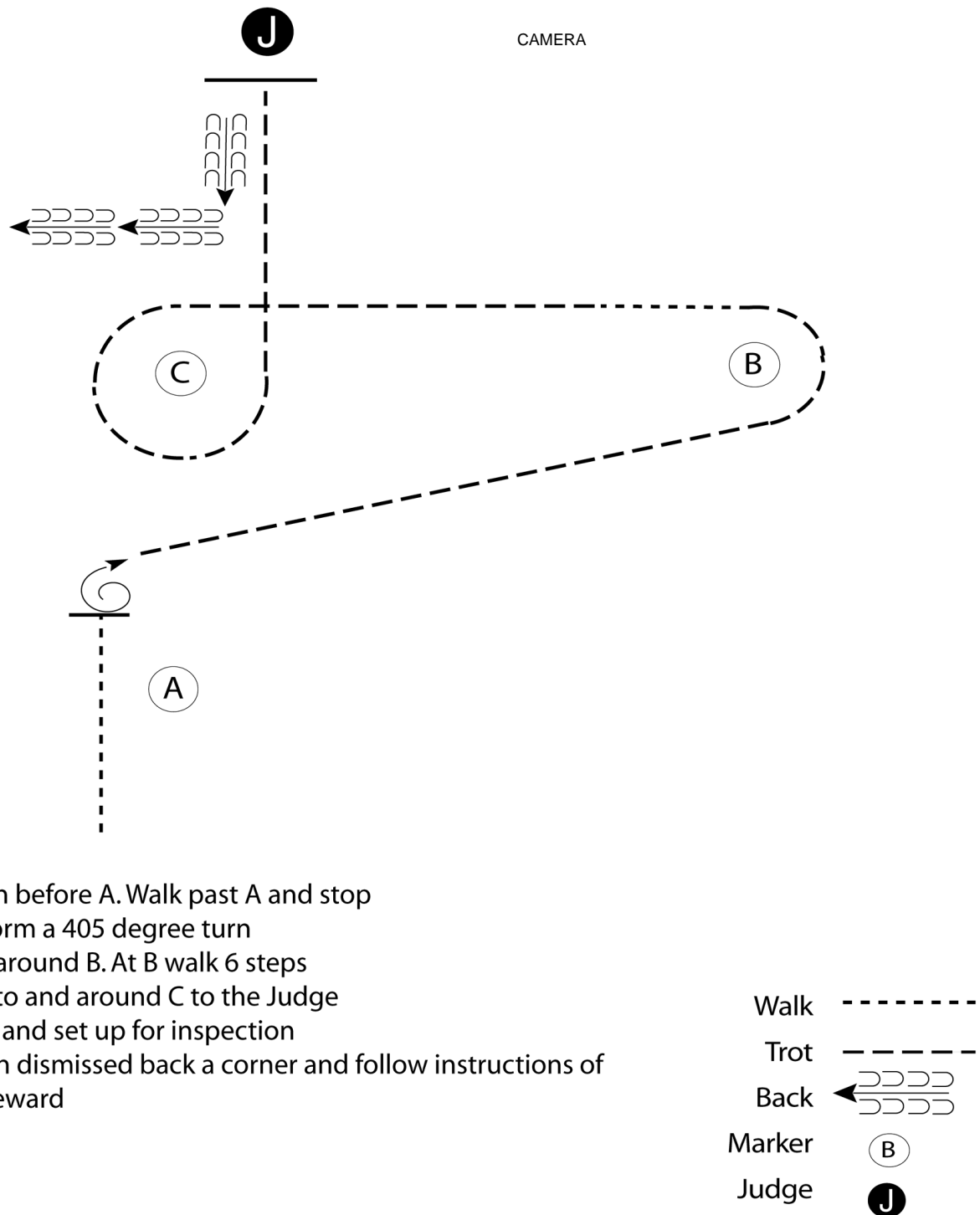
[S/1-21]

Pattern Provided by:

SWWPHC Stimulus Package E Show

Open (Showmanship)

Show Date: 06-06-2020



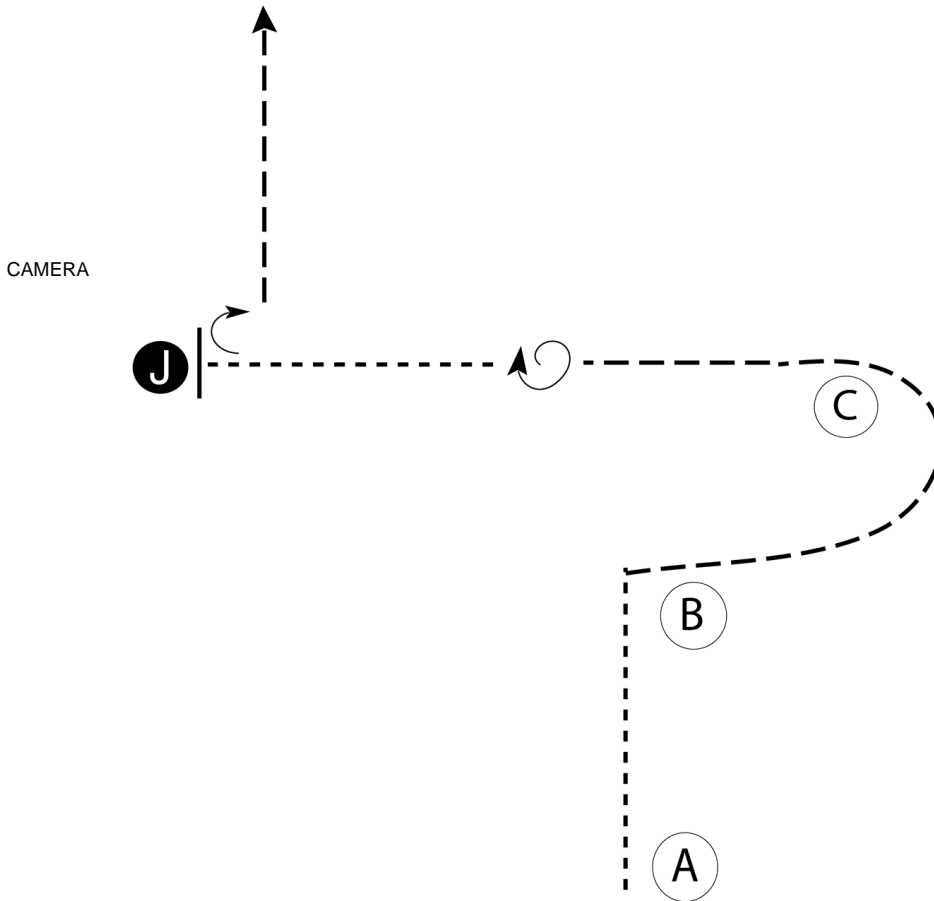
[S/3-19]

Pattern Provided by:

SWWPHC Stimulus Package E Show

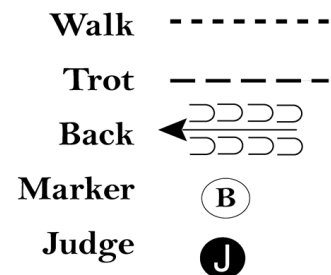
Youth & Amateur (Showmanship)

Show Date: 06-06-2020



Be ready at A.

1. Walk to B.
2. Trot from B and around C as shown.
3. Halfway between C and the judge, stop and do a 360 degree turn.
4. Walk to judge and set up for inspection.
5. When dismissed, do a 90 degree turn and trot away.



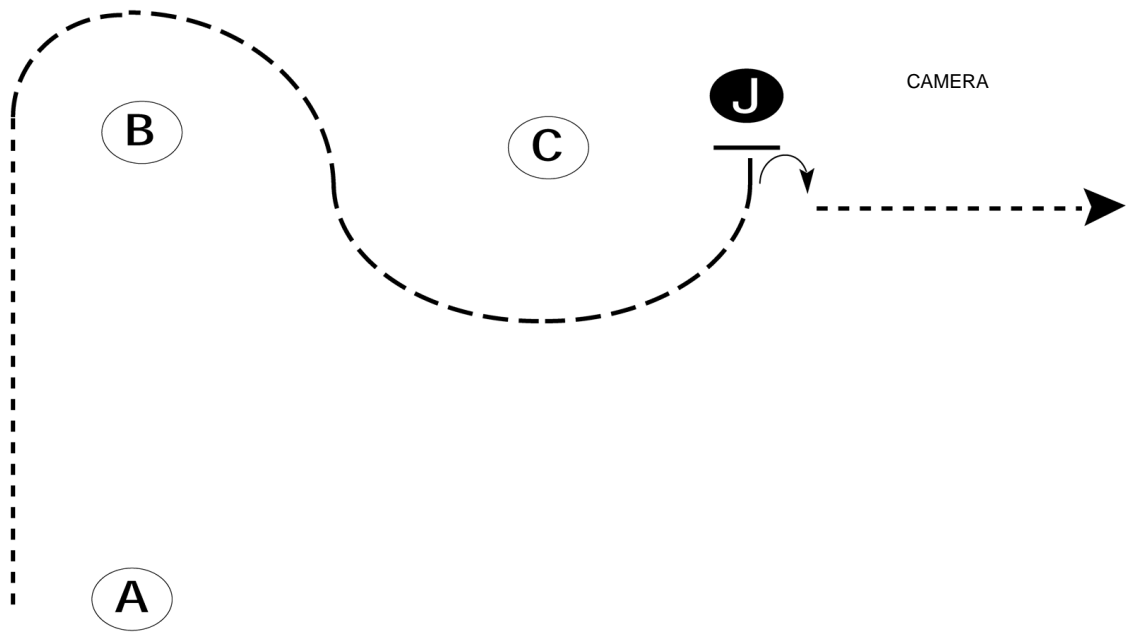
[S/2-21]

Pattern Provided by:

SWWPHC Stimulus Package E Show

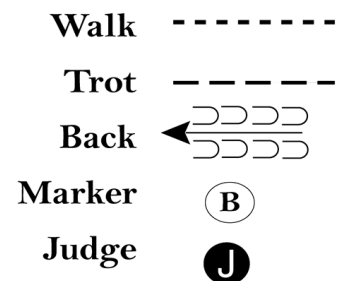
Walk / Trot Classes (Showmanship)

Show Date: 06-06-2020



Be ready at A.

1. Walk from A to B.
2. Trot from B, around C and to judge.
3. Stop and set up for inspection.
4. When dismissed, perform a 90 degree turn.
5. Walk straight away from the judge.
6. Follow the instructions of your ring steward.



[S/WT-19]

Pattern Provided by:

SWWPHC Stimulus Package E Show

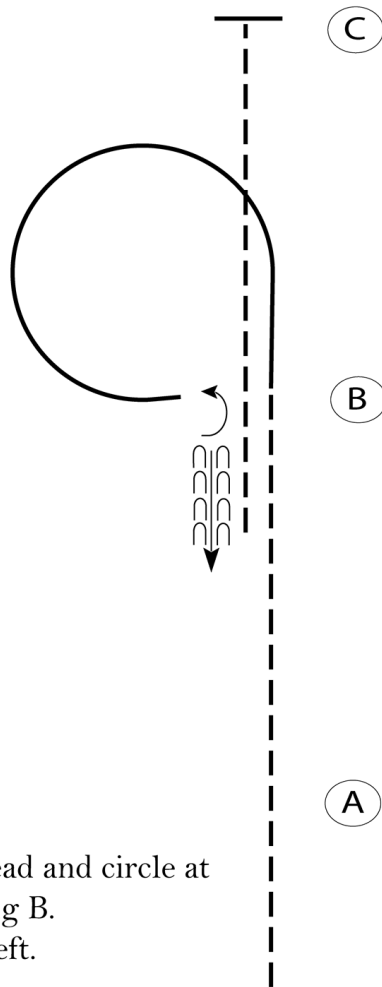
Novice (Western Horsemanship)

Show Date: 06-06-2020

Begin before A at a jog.

1. Jog from A to B.
2. At B, lope on the left lead and circle at B as shown. Stop facing B.
3. Turn 1/4 turn to the left.
4. Back one horse length.
5. Jog to C. Stop at C.

Follow the instructions of your ring steward.



CAMERA

Walk	-----
Jog	- - - - -
Extended Jog	- - - - -
Lope	=====
Leg Yield	
Lead Change	— / —
Back	← ← ← ← ←
Marker	ⓑ
Sidepass	← — — — — →

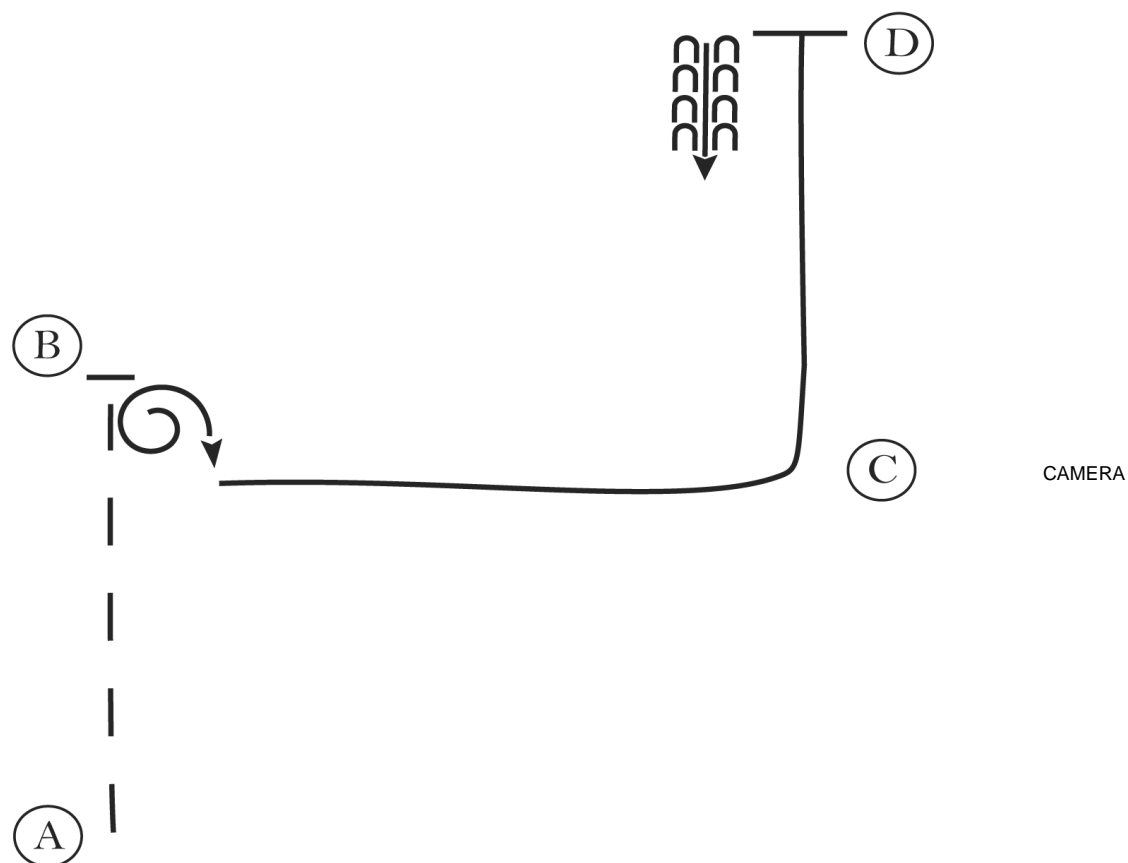
[WH/1-17]

Pattern Provided by:

SWWPHC Stimulus Package E Show

Youth & Amateur (Western Horsemanship)

Show Date: 06-06-2020



1. Extend the jog A to B
2. Stop at B and perform a 450 degree turn to the right
3. Lope on the left lead to C and continue to D
4. Stop at D and back 4 steps

Walk
Jog	-----
Extended Jog	-----
Lope	=====
Leg Yield	
Lead Change	↗↘
Back	←←←←
Marker	(B)
Sidepass	←---→

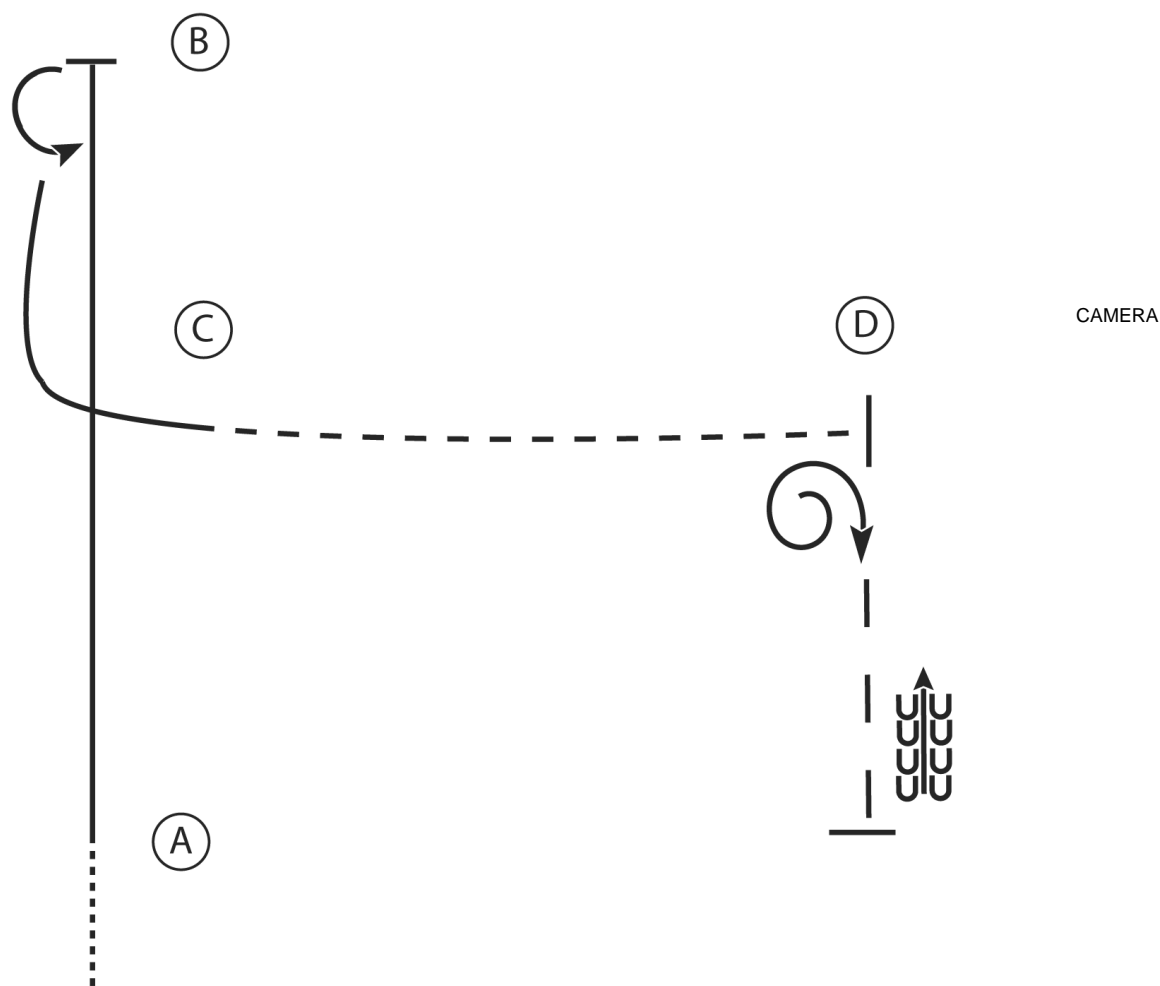
[WH/2-16]

Pattern Provided by:

SWWPHC Stimulus Package E Show

Open (Western Horsemanship)

Show Date: 06-06-2020



1. Walk to A
2. At A lope on the right lead
3. At C extend the lope to B
4. Stop at B and perform a 180 degree turn to the left on the hindquarters
5. Lope around C
6. At C jog to D
7. Stop at D and perform a 450 degree turn to the right on the hindquarters
8. Extend the jog until even with A
9. Stop when even with A and back.

Walk
Jog	-----
Extended Jog	-----
Lope	=====
Leg Yield	
Lead Change	↖↗
Back	←←←←←
Marker	(B)
Sidepass	←-----←

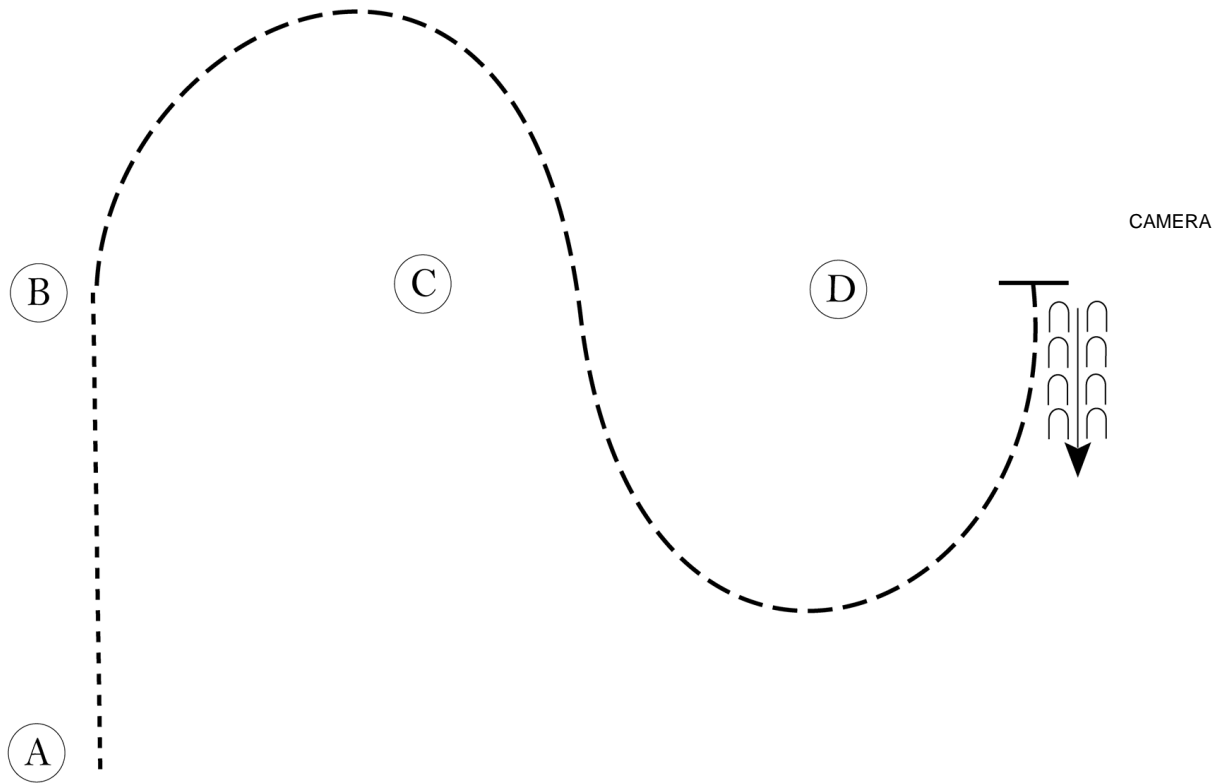
Pattern Provided by:

[WH/3-13]

SWWPHC Stimulus Package E Show

Walk / Trot Classes (Western Horsemanship)

Show Date: 06-06-2020



Be ready at A.

1. Walk A to B.
2. Jog at B, around C and to D.
3. Stop at D and back approximately one horse length.

Follow the instructions of your ring steward.

Walk	-----
Jog	-----
Extended Jog	-----
Lope	-----
Leg Yield	
Lead Change	---/---
Back	← --- ←
Marker	(B)
Sidepass	←-----→

[WH/WT-6]

Pattern Provided by: